

# RECOIL™

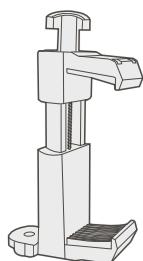
## THE WORLD IS NOW GAME

### RK-45 SPITFIRE RECOIL WEAPON

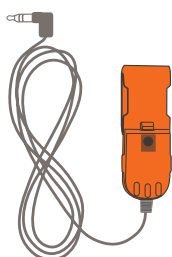
FOR USE WITH  
**RECOIL™**  
**STARTER SET**

#### CONTENTS:

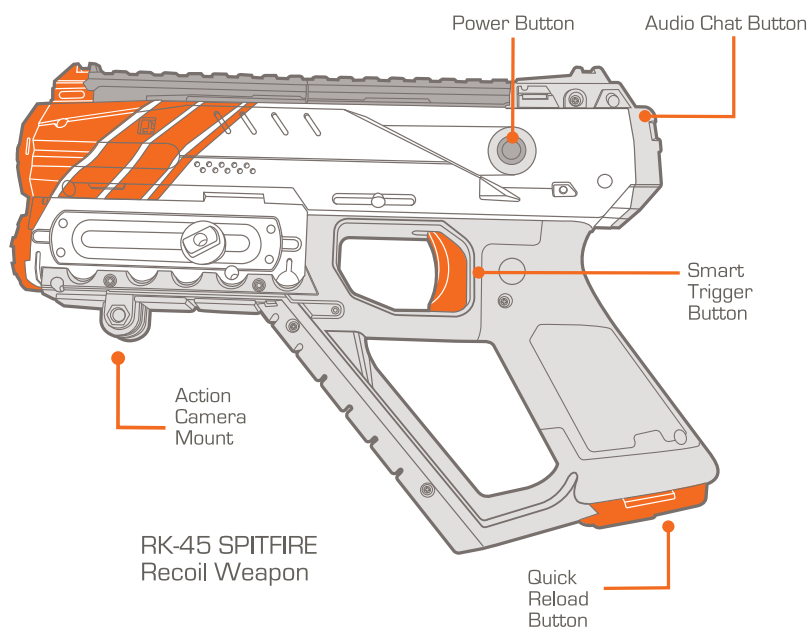
- 1- RK-45 SPITFIRE Recoil Weapon
- 1- Damage Sensor
- 1- Phone Mount
- 1- Quick Start Guide



Phone Mount



Damage Sensor



RK-45 SPITFIRE  
Recoil Weapon

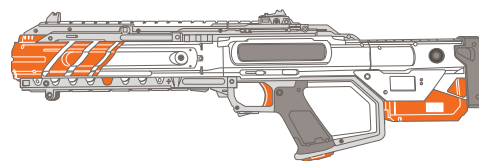
#### WHAT YOU NEED (Not Included):

- Requires 4X AA Batteries
- Compatible iOS or Android Mobile Device
- Free Downloadable RECOIL Mobile App
- Safe play area with a minimum of 2 players
- Headphones (RECOMMENDED)
- Screwdriver

AA (LR06) 1.5V

Not Included

#### ALSO AVAILABLE:



SR-12 ROGUE  
RECOIL WEAPON  
(Sold Separately)

#### SKYROCKET

Questions or comments?  
Please call 888-674-5650 or visit  
[www.TheWorldIsNowGame.com](http://www.TheWorldIsNowGame.com)

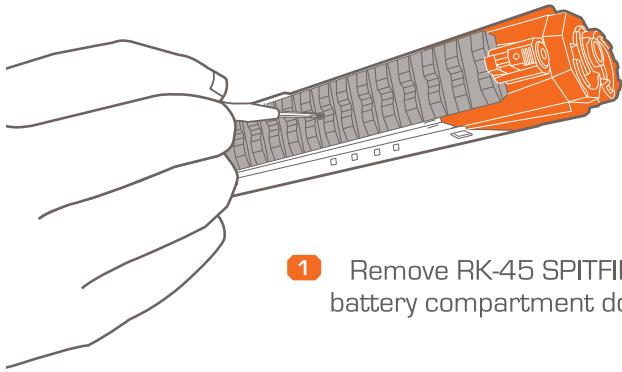
©2017 Skyrocket LLC, Los Angeles, CA 90066 USA. All Rights Reserved. Recoil and the Skyrocket logo are trademarks of Skyrocket LLC. Other trademarks and trade names are those of their respective owners, and there is no relationship express or implied with Skyrocket LLC.



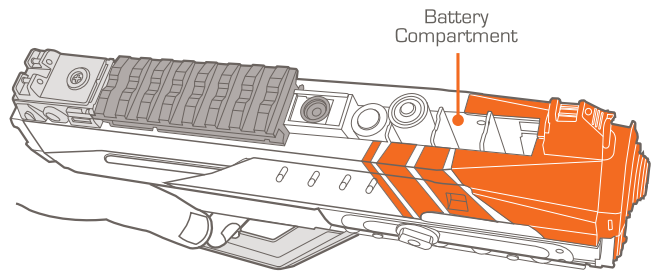
01762-IM-G2

The Bluetooth word mark and logos are registered trademarks owned by Bluetooth SIG, Inc., and any use of such marks by Skyrocket is under license. Other trademarks and trade names are those of their respective owners.

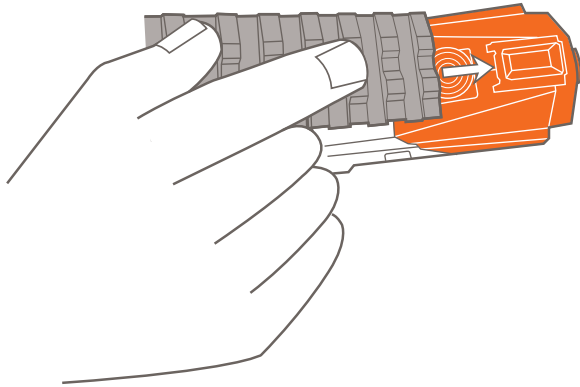
## RK-45 SPITFIRE: Battery Installation



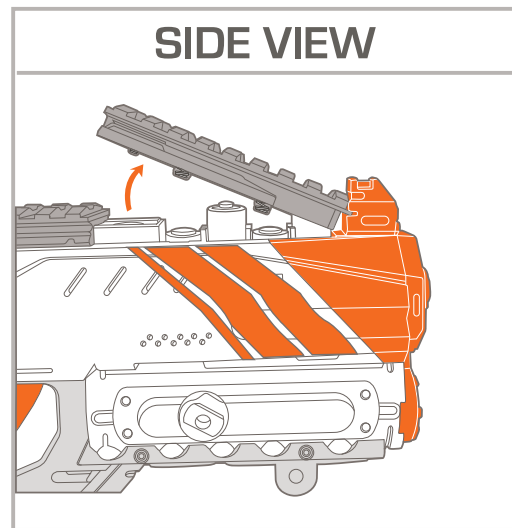
- 1** Remove RK-45 SPITFIRE battery compartment door.



- 2** Insert 4 AA batteries.



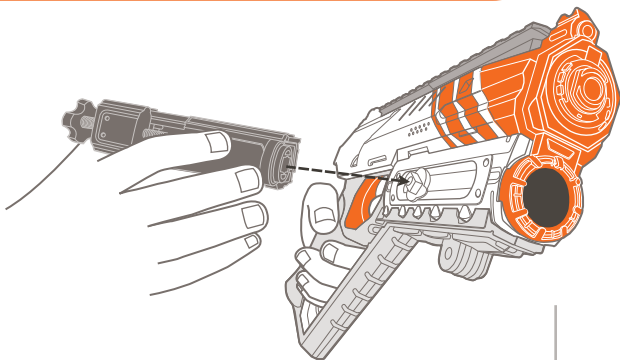
- 3** Put battery compartment door back on.



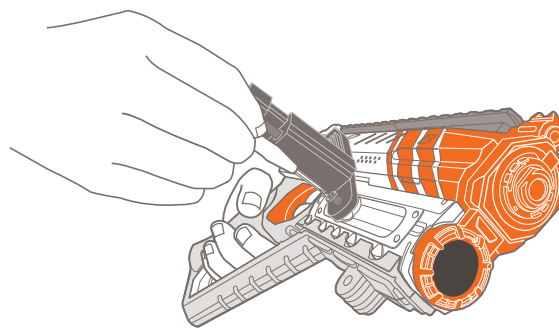
- 4** Hold power button for 1 seconds to turn On or OFF.



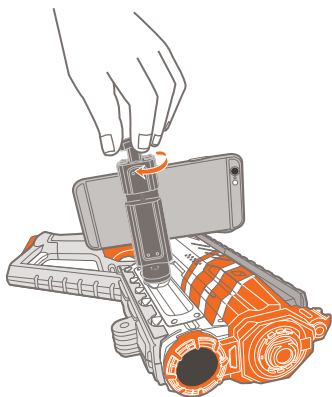
## ATTACH PHONE MOUNT




- 1 Align phone mount on right or left side of RK-45 SPITFIRE.



- 2 Insert provided screw and tighten to secure.

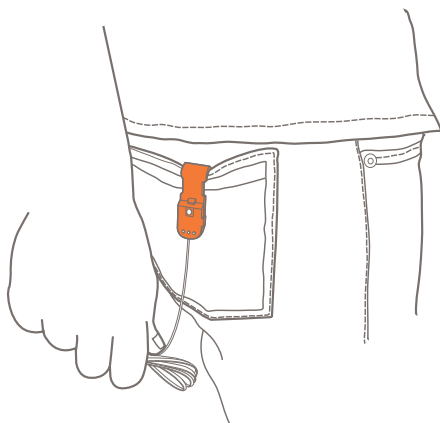


- 3 Loosen clamp and insert mobile device. Then tighten clamp to secure.



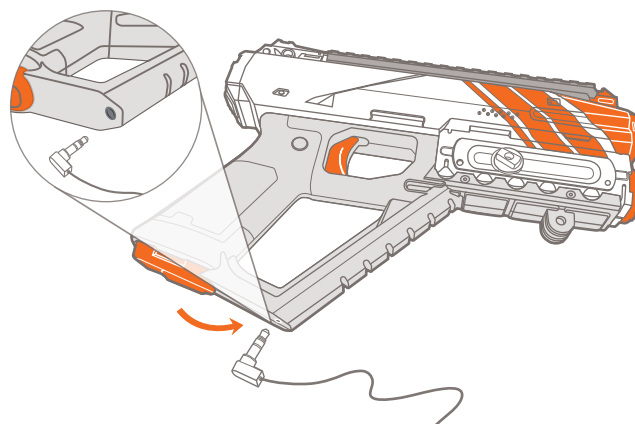
- 4 Make sure mount and mobile device are tightly secured.  
**NOTE:** Use a protective case (not included) for your mobile device while secured in the phone mount

## ATTACH DAMAGE SENSOR (Optional):



- 1 Place clip on Damage Sensor on back pocket or back of collar. Ensure it is visible at all times.

**NOTE:** Contains a long cord and straps which are strangulation hazard for young children. Keep out of reach of children under 3.



- 2 Insert plug in the port at the base of the handle of the RK-45 SPITFIRE.

## DOWNLOAD RECOIL APP:

Download the FREE  
**Recoil Mobile App**



Launch App and follow instructions for connecting Recoil hardware.

Confirm your Wi-Fi & Bluetooth settings are turned on in your mobile device.

PROBLEM	SOLUTION
Do I need the Wi-Fi Game Hub to play this game?	Yes, a supported iOS or Android device and the free downloadable Recoil mobile app are required for all Recoil gameplay.
Is the Recoil mobile app required to use the Recoil Weapon set?	Yes, a supported iOS or Android device is required for all Recoil gameplay.
Unable to connect to the Wi-Fi Game Hub	<ul style="list-style-type: none"><li>• Ensure that fresh batteries have been installed and the power button LED is illuminated solid green.</li><li>• Confirm whether you have connected to a different network in your devices Wi-Fi Settings and try to reconnect to the "Recoil Game Hub_XXXXXXX" network</li><li>• Reboot the Game Hub and try to reconnect to the network from your device Wi-Fi settings.</li></ul>
RK-45 SPITFIRE is not connecting to the app	<ul style="list-style-type: none"><li>• Confirm that Bluetooth is enabled in your devices settings</li><li>• Restart the app and turn on the RK-45 Spitfire once you have reached the main menu.</li></ul>
I am getting disconnected from the Wi-Fi Game Hub during gameplay	<ul style="list-style-type: none"><li>• Ensure that the Game Hub is placed 3-5 feet (90 - 150cm) off the ground during gameplay</li><li>• Ensure that the Game Hub antenna is fully extended and unobstructed</li><li>• Ensure that you are standing within 250 feet (76m) of the Wi-Fi Game Hub</li><li>• Ensure that the Game Hub has fresh batteries installed</li></ul>
GPS functionality is not accurate	<ul style="list-style-type: none"><li>• GPS features will only work outdoors. See app for details on indoor gameplay modes.</li><li>• Ensure that you are in a location capable of acquiring a strong GPS signal.</li><li>• Optimal play spaces include open areas, away from tall buildings and structures.</li><li>• Confirm that you have location services turned on for the Recoil mobile app in your device settings.</li></ul>

## BATTERY SPECIFICATIONS & CAUTIONS

REQUIRES 4x

AA (LR06) 1.5V

Not Included


- Do not use rechargeable batteries.
  - Non-rechargeable batteries are not to be recharged.
  - Different types of batteries or new and old batteries are not to be mixed.
  - Batteries are to be inserted using correct polarity.
  - Remove exhausted batteries as soon as possible and discard properly.
  - Remove all batteries from compartment if toy is not used for more than seven months.
  - The supply terminals are not to be short circuited.
- Conforms to product safety standards ASTM F963. Not suitable for children under 3 years due to small parts. Remove and discard wire ties before giving this product to children.
- PRODUCT COLORS AND STYLES MAY VARY FROM THOSE SHOWN.

Google Play is a trademark of Google Inc. - Apple, the Apple logo, the iPhone and the App Store are trademarks of Apple Inc., registered in the U.S. and other countries. The App Store is a service mark of Apple inc.

This device complies with PART 15 of the FCC Rules. Operation is subject to the following two conditions. (1) This device may not cause harmful interference, and (2) this device must accept any interference received, including interference that may cause undesired operation.

CAUTION: Changes or modifications to this unit not expressly approved by the party responsible for compliance could void the user's authority to operate the equipment.

NOTE: This equipment has been tested and found to comply with the limits for a Class B digital device, pursuant to Part 15 of the FCC Rules. These limits are designed to provide reasonable protection against harmful interference in a residential installation. This equipment generates, uses and can radiate



CAUTION: Consumers should confirm the lawful use of this product with local authorities as laws may vary.

radio frequency energy and, if not installed and used in accordance with the instructions, may cause harmful interference to radio communications. However, there is no guarantee that interference will not occur in a particular installation. If this equipment does cause harmful interference to radio or television reception, which can be determined by turning the equipment off and on, the user is encouraged to try to correct the interference by one or more of the following measures: Reorient or relocate the receiving antenna - Increase the separation between the equipment and receiver - Connect the equipment into an outlet on a circuit different from that to which the receiver is connected - Consult the dealer or an experienced radio/TV technician for help.

**WARNINGS:** The product may be mistaken for an actual firearm by police officers and others and that altering in state or federal markings or coloration in order to make the product more realistic is dangerous and may be a crime and that brandishing or displaying the product in public may cause confusion and may be a crime. Criminal penalties under state law that may arise from use of the replica firearm and describe the prohibited activity.

**SAFETY WARNINGS:**

Always maintain awareness of your surroundings

Keep a safe distance away from streets, public thoroughfares and power lines, near high voltage poles, railway tracks, road, or swimming pools

Avoid noise canceling headphones and adjust volume to a level that allows you to hear surrounding noise

Ensure that your device is securely tightened in the attached phone mount

Contains a long cord and straps which are strangulation hazard for young children. Keep out of reach of children under 3

Do not aim at eyes or face